

Default settings on the duplicator:

Copy – set to copy system and file. This is for drives that have the following file system: NTFS, FAT/16/32, eXFAT, HFS, EXT3/4 or XFS. For other file systems and boot drives, you may need to change the setting to WHOLE MEDIA

Performance – set to SPEED for best performance. May encountered compatibility issue with certain SSD. Should that occur, try to change the setting to BALANCE or COMPATIBILITY.

HPA – set to SKIP.

Please review the Jasper II Duplicator user guide for all the detail settings.

Making duplicates

Power up the unit by pressing on the ON/OFF button at the front lower right hand corner. Once the unit is ready, the LCD should display

HDD Duplicator

1. Copy

The unit is now ready. Simply load a source drive to the source slot (the first bay on the top) and up to three target drives to the target slots (the three lower bays). After a few seconds, the LCD should display the number of target drives detected. Press the OK button on the LCM control panel to start the copying.

Note: some drives may not be detected correctly. In that case, please leave the drive inside the unit and re-starting the duplicator.

Addonics
TECHNOLOGIES

User Guide



Jasper II 3M – 1:3 M2/mSATA/2.5” HDD/SSD High Speed duplicator

Model: JD2-3M

CONTACT US

www.addonics.com

Phone: 408-573-8580

Fax: 408-573-8588

Email: <http://www.addonics.com/sales/query/>

Technical Support


If you need any assistance to get your unit functioning properly, please have your product information ready and contact Addonics Technical Support at:

Hours: 8:30 am - 6:00 pm PST


Phone: 408-453-6212

Email: <http://www.addonics.com/support/query/>

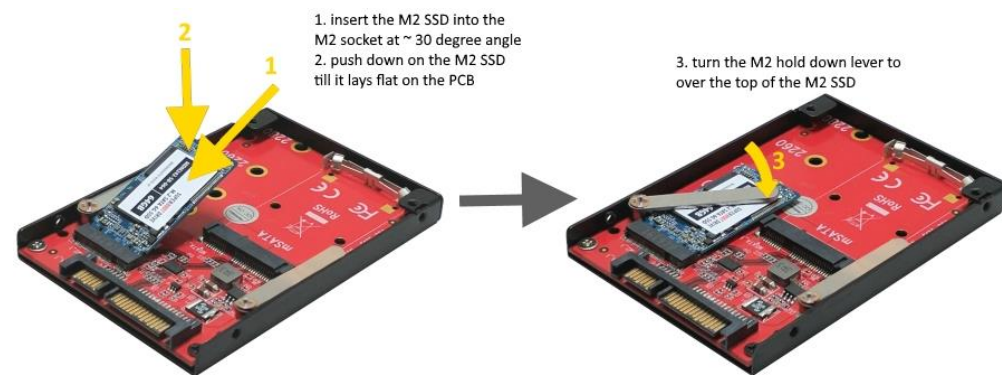
Overview




Rear view



M2 SSD installation



mSATA SSD installation



WARNING

Be sure to set the 110/240V switch to the correct setting to your local outlet before powering on the unit. Wrong setting may cause damage to the power supply

Package content:

- Jasper II 1:3 duplicator main unit
- Four (4) units of 2.5" M2/mSATA flash drive adapter (model: AD25M2MSA)
- One power cord
- One 12" eSATA cable (use for daisy chaining to another Jasper II duplicator)
- This quick start user guide for Jasper II 3M
- Jasper II duplicator user guide